

EASY BUDDY® 1/4" DUCT RODDER

For 1-2" Conduit



The lightweight Easy Buddy® is designed for rodding or fishing in conduit of 1-2" diameter. A drag brake controls pay out for handling rod.

- 4" Bending Radius
- 400-lb Pull/Tensile Strength
- Tailer handle and wide wheel base for easy transport
- Male end ferrule: #5/16"-18 thread pitch
- Includes End Ferrule and Pulling Eye
- Accessory Kit included
- Dimensions: 36.25"H x 24"L x 13"W (92.1 x 61 x 33 cm)

Rod is marked in 5' increments. Add 'MM' to part number for metric measure (1m increments)

EASY BUDDY® ACCESSORY KIT

Attaches to Rodder Frame for Easy Access (Included With Rodder)




Part Number	Weight	Description
6-14-300M	35lbs.	Easy Buddy® Conduit Rodder, 1/4" x 300', Marked Every 5'
6-14-400M	39lbs.	Easy Buddy® Conduit Rodder, 1/4" x 400', Marked Every 5'
6-14-500M	43lbs.	Easy Buddy® Conduit Rodder, 1/4" x 500', Marked Every 5'
6-14-600M	47lbs.	Easy Buddy® Conduit Rodder, 1/4" x 600', Marked Every 5'

Part Number	Accessories	Description
6-14-AK	Accessory Kit	Splice Ferrule, Pulling Eye, End Ferrule, Adhesive, Emery Cloth, Canvas Pouch
6-139	Swivel Eye	Attach pull line or grip to rotating eye
6-140	Splice Repair Kit	Splice Ferrule, Adhesive, Emery Cloth
6-141	Roller Guide	Guide rod through bends, sweeps, misalignments, wires
6-143	Swivel Coupling	Connects two rods when single length is not long enough; provides rotation when pulling line or wire
6-146	End Ferrule Repair	End Ferrule, Adhesive, Emery Cloth
6-148	Rod Grapple Set	Connect two rodders from opposite directions
6-160	Pulling Eye	Attach to rod's end fitting for pull line attachment
6-162	Flexible Leader	Guide rod through bends, sweeps, misalignments
6-14-BAG	Zippered Bag	Protect Easy Buddy from moisture & UV rays when not in use and during transport
6-14-COV	Cover	

ACCESSORIES

Sold Separately




EASY BUDDY® DUCT RODDER

1/4" Diameter Flexible Rod



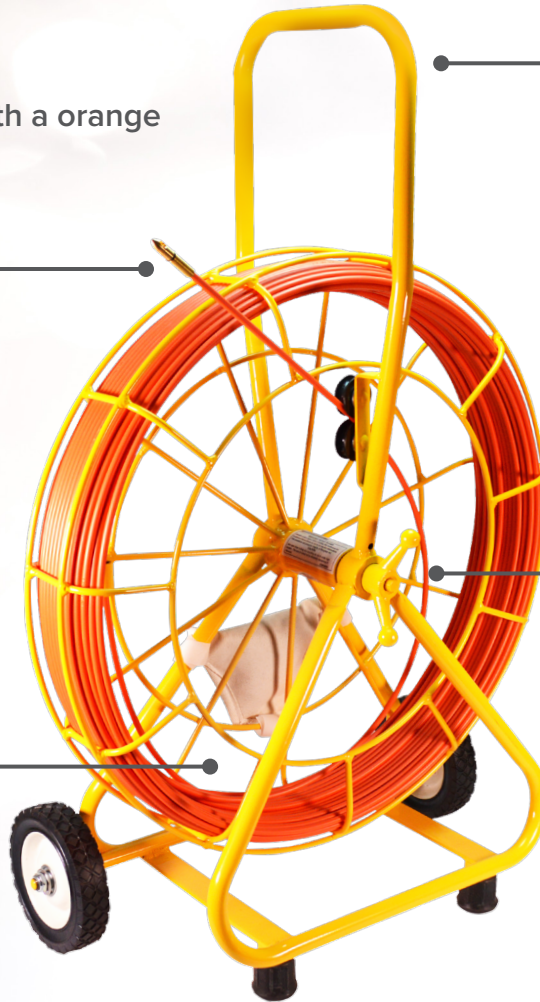
NON-CONDUCTIVE FIBERGLASS ROD

fiberglass core constructed with a orange polymer low-friction jacket



TAILER HANDLE

with wide wheel base for easy transport



ACCESSORY KIT

attaches to rodder frame for easy access



DRAG BRAKE

controls pay out for handling rod

Part Number	Replacement Reel	Description
6-14-300M	6-300RRM	Easy Buddy® Conduit Rodder, 1/4" x 300', Marked Every 5'
6-14-400M	6-400RRM	Easy Buddy® Conduit Rodder, 1/4" x 400', Marked Every 5'
6-14-500M	6-500RRM	Easy Buddy® Conduit Rodder, 1/4" x 500', Marked Every 5'
6-14-600M	6-600RRM	Easy Buddy® Conduit Rodder, 1/4" x 600', Marked Every 5'



MOST COMPREHENSIVE DUCT RODDERS SINCE 1980

